



### District Report Card: 2017


<b>State:</b> Chhattisgarh	<b>District:</b> Baster
<b>Class:</b> 3	<b>Subject:</b> Language
<b>Schools:</b> 57	<b>Students:</b> 711


### Participation/Coverage


#### Students

<div>GENDER</div> <div></div>	Boys		Girls	
	Number	%	Number	%
	372	52.32	339	47.68

<div>AREA</div> <div></div>	Rural		Urban	
	Number	%	Number	%
	684	96.20	27	3.80

<div>CATEGORY</div> <div></div>	SC		ST		OBC		GEN	
	Number	%	Number	%	Number	%	Number	%
	3	0.42	550	77.36	75	10.55	83	11.67

<div>CWSN</div> <div></div>	LD	VI	HI	S&LD	ID	Oth
	1	1	0	0	1	0

<div>Management</div> <div></div>	Government		Government-aided	
	Number	%	Number	%
	683	96.06	28	3.94

### Average Performance of Students in Language (%)

Overall	Gender		Area		Management		Social Group			
	Male	Female	Rural	Urban	Govt.	Aided	SC	ST	OBC	GEN
68.79	67.47	70.23	69.12	60.25	68.23	82.38	46.67	68.08	69.78	73.33

## Performance on Learning Outcomes (LOs)

Learning Outcomes	Description	Average Performance(%)
L304	Reads small texts with comprehension i.e., identifies main ideas, details, sequence and draws conclusions	70.49
L312	Reads printed scripts on the classroom walls: poems, posters, charts etc.	65.37

Range of Performance of Students who Answered Correctly							
Below 30%		30% - 50%		50% - 75%		Above 75%	
Number	%	Number	%	Number	%	Number	%
41	5.77	108	15.19	267	37.55	295	41.49

### Lowest Performing Learning Outcomes (LOs)

1 - Reads printed scripts on the classroom walls: poems, posters, charts etc. (65.37)

2 - Reads small texts with comprehension i.e., identifies main ideas, details, sequence and draws conclusions (70.49)